

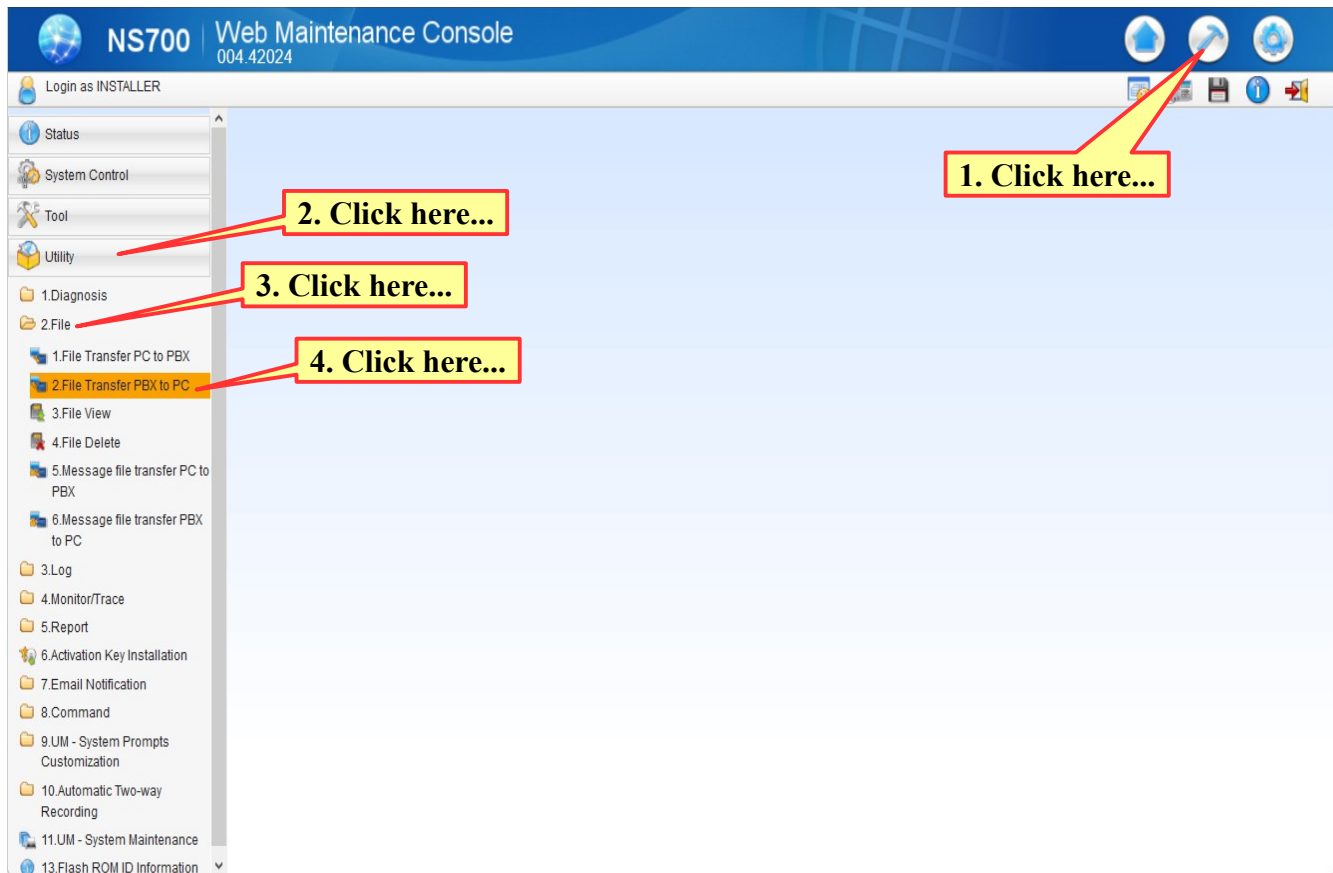
## Panasonic NS700 Download & Email System Configuration Telquest Tech Support

Sometimes we need to look at your configuration with our NS700 KSU.

To do this, you need to get a copy of your DFSYS file and send it to us.

Here is how to do it.

Use Firefox web browser if you can. NS700 does not work well with Internet Explorer.




Please include the following info:

Login Username

Password

IP Address of the KSU



This is the next screen that you will see:

**NS700 Web Maintenance Console**  
004.42024

Login as INSTALLER

**File Transfer PBX to PC**

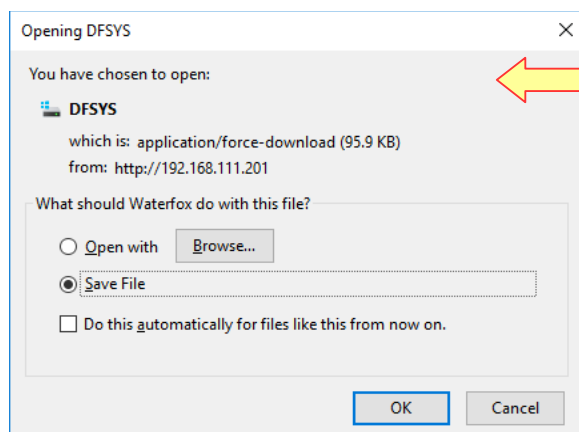
File Name	Date	Time	Size
DFSCDB	01/25/2018	08:28:04	26624 bytes
DFSGDB	01/25/2018	09:22:28	319488 bytes
DFSGPBX	01/25/2018	14:42:06	111815 bytes
DFSIDB	01/25/2018	08:09:14	20480 bytes
DFSLDB	01/25/2018	08:10:00	258048 bytes
DFSLPBX	01/25/2018	14:42:06	2145 bytes
DFSRPBX	01/25/2018	14:42:08	58527 bytes
DFSUM0	01/25/2018	14:42:12	73194 bytes
<b>DFSYS</b>	01/25/2018	14:42:12	98169 bytes
DKEYFR	09/07/2016	09:20:04	176 bytes
DLNG0	09/09/2016	05:51:24	11527 bytes
DLNG1	09/09/2016	05:51:24	43824 bytes
DLNG2	09/09/2016	05:51:24	43824 bytes
LIC000	07/31/2017	08:16:32	244 bytes
LIC001	07/31/2017	08:16:32	244 bytes
LIC002	07/31/2017	08:16:32	244 bytes
LIC003	07/31/2017	08:16:32	244 bytes
LIC004	07/31/2017	08:16:32	244 bytes
LIC005	07/31/2017	08:16:32	244 bytes

Page 1 of 2 100 View 1-100 of 200

Transfer Cancel

**Annotations:**

- 2. Scroll Down... (points to scrollbar)
- 3. Click here... (points to DFSYS row)
- 1. Set to 100... (points to Page 1 of 2 dropdown)
- 4. Click here... (points to Transfer button)



Depending on your web browser, you will see something like this.

Save the the DFSYS file and then attach it to an email.

Send the email to:

billh@telquestintl.com